




Priscilla's Beauty - 69 x 69

Block	Shapes	The Math
<p>36 New York Beauty #2 Blocks 6" Block – white, burgundy, pink, light green, medium green & yellow</p>  <p style="text-align: center;">4 x 9 = 36</p>	1] Corner – white	1 x 36 = 36
	5] Triangle 1 – white	5 x 36 = 180
	1] Triangle 3 set – white	1 x 36 = 36
	6] Triangle 2 – burgundy	6 x 36 = 216
	5] Triangle 4 – pink	5 x 36 = 180
	1] Triangle 6 set – pink	1 x 36 = 36
	6] Triangle 5 – medium green	6 x 36 = 216
	1] Small Arc – light green	1 x 36 = 36
	1] Quarter Circle – yellow	1 x 36 = 36
<p>16 Sunflower Blocks 6" Block – burgundy, pink, light green, medium green & yellow</p>  <p style="text-align: center;">4 x 4 = 16</p>	2] Background Halves – light green	2 x 16 = 32
	16] Outer Triangle 1 – burgundy	16 x 16 = 256
	16] Diamond 1 – pink	16 x 16 = 256
	16] Inner Triangle 1 – medium green	16 x 16 = 256
	1] Circle – yellow	1 x 16 = 16
<p>24 Pomegranate Applique Sashing 6 x 15" Sashing – white, burgundy, pink, light green & medium green</p> 	24] 6 x 15" Sashing - white	3 x 4 horizontal + 3 x 4 vertical = 24
	1/4 or 3/8" Bias Stem - medium green	
	6] Outer Pomegranate Sections – burgundy	6 x 24 = 144
	3] Pomegranate Center – burgundy	2 x 24 = 48
	6] Inner Pomegranate Sections – pink	6 x 24 = 144
	6] Leaves – light green	6 x 24 = 144
<p>Block Sashing 3 x 3 = 9 Blocks</p>	1] 3 x 9 – white	1 x 9 = 9
	2] 3 x 6 – white	2 x 9 = 18
<p>Binding strips</p>	8 Binding strips - light green 69 x 4 = 276 + 12 = 288 / 40 = 7.2	69 x 4 = 276 + 12 inches to turn corners = 288 / 40 in fabric width = 7.2 strips. Rounded up to 8 strips